



## Ignite Site Login Instructions

1. From the login [home page](#), select “Create an account” and fill in the required fields.

*\*The training is hosted off a non-Optum site. Any Optum ID or password you regularly use will not work on this site. You will need to set up a new account for the site to access training.*

### Create a new account

Password requirements:

- Minimum 8 characters
- At least one UPPERCASE letter
- At least one lowercase letter
- At least one number
- At least one special character

- 
2. After you fill in the required fields and select “Create account”, you will need to verify your email. An email from [info@helloignite.com](mailto:info@helloignite.com) with a confirmation code will be sent to the email address that you used to sign up. Enter the confirmation code select “Verify”

### Please verify your email

You're almost there! We've sent an email to  
**test@gmail.com**

In order to continue, you will need to enter the code found in the message to verify your email address. If you don't see the email, please wait a few minutes and check your spam folder.

Still don't see the email? Please double-check that your email above is correct and [re-send code](#).

*Do not leave this page without verifying your email - you will not be able to return to this screen!*




[BACK TO SIGN IN](#)

3. Sign in by entering your account information and clicking the “Sign In” button.

*Subsequent logins only require email and password.*

### **Start Training**

1. Once you login, you will be taken to the Unconscious Bias training home page. On the right side of the page, you will see trainings available to 3 different audiences. Choose the training that is right for you and select, Start

 <p><b>Unconscious Bias for Physicians</b></p> <p>This course was specifically designed for Physicians (MD), Physician Assistant (PA), Psychiatrist (MD or OD), Behavioral Health Professionals, Advanced Practice Registered Nurses (APRN) including nurse practitioners, clinical nurse specialists, nurse anesthetists, and nurse midwives.</p> <p><b>START</b></p>	 <p><b>Unconscious Bias for Nurses</b></p> <p>This course is specifically designed for nurses. This includes Licensed Practical Nurses (LPNs) and Registered Nurses (RNs).</p> <p><b>Please note:</b> Advanced Practice Registered Nurses have the option of taking the Physicians or the Nurse version of the course.</p> <p><b>START</b></p>	 <p><b>Unconscious Bias for Health Care Professionals</b></p> <p>This course is specifically designed for people who work in health care settings that interact with patients and members but do not actually provide medical care. Examples of job roles include but not limited to Patient Care Technician, Medical Assistants, Laboratory Technicians, Social Worker, Case Management team, Wellness Coaches, Community Health Worker and Care Advocacy.</p> <p><b>START</b></p>
---	--	--

2. Complete the registration page information:

- Enter your First and Last name
- Choose **Non-Integrated** for Employee Status
- Choose **Non-Optum** for External Segment
- Select **In-network Behavioral Clinician** under role

## Registration

*\*To navigate this training course, please use the 'Next' and 'Previous' buttons located at the bottom of each section. DO NOT refresh or use the back browser buttons. Learner must complete all required fields in order to submit the training for completion.*

Your Name (first name last name) \*

Enter...

Non-Integrated Employee (NIE) Status \*

Non-Integrated

External Segment \*

Non-Optum

Please select your role below \*

- RN/LPN/NP
- Pharmacist
- Pharmacy Technician
- Physician
- Physician Assistant
- Social Worker
- Dietician
- In-network Behavioral Clinician
- Other

Next

3. After completing your registration, you will start the training with a pre-assessment survey.